

New all servo W+D 202 RE

Highest level of envelope production performance and automation



W+D

The future is about producing more and better-quality envelopes with less resources

The new **W+D 202 RE** is W+D's highest performance envelope machine for converters who are looking to position their operations with the highest efficiency in not only envelope production but printing and end of line packing automation.

The new **W+D 202 RE** is completely servo driven. Settings of each individual station can be made or adjusted while the machine is running eliminating significant start-up waste. The ability to recall individual settings from the job memory and the pre-positioning of the drives allow to cut the time for job changeover in half. This, together with the increased output of 1,750 ppm, make the **W+D 202 RE** the most productive envelope machine with the shortest changeover times.

In combination with the W+D 201 all servo flexo printing units, both medium to long runs of standard envelopes for transactional mail as well as and highest litho like quality envelopes for direct mail can be produced very cost effectively. Option for the **W+D 202 RE** high speed platform is end of line automated packing of envelopes which further increases the productivity and reduces labor costs.




Features

- / Up to 1,750 env./min
- / Individual servo drives at each station
- / Fine adjustments during machine run
- / New operating panel with clear display of the most important production data and settings
- / Reduced vacuum consumption
- / Envelopes with booklet or envelope cut
- / Seal flap with wet, self-adhesive or pressure-sensitive gumming
- / Single and multiple windows
- / Inside and outside side flaps

Advantages

- / High productivity – lowest cost per piece
- / Short changeover and setup time
- / Low waste
- / Low maintenance
- / Easy machine operation
- / Connection to W+D remote diagnostics (Expert Online)



Window patching section




Touch-screen for system control

Standard components


- / W+D 191 N: Automatic paper reelstand with decurler
- / W+D 190: Automatic roll changer for the window material
- / HMI control panel
- / MasterCut® solid knives for all cutting stations or quick change flex die knives
- / Nozzle gluing for side flaps
- / Window cutting and window material gluing station
- / Seal flap gumming station for wet glue gumming
- / 3", 5" and 6" paper core compatibility
- / Swivel drive for cutting bridge
- / Air cushion trolley for reel change
- / Noise protection full enclosure

Optional components

- / W+D 201: Inline flexo-print-system as CI or stack cylinder for up to a maximum 8 colors outside print and one color inside print
- / Packaging module for the fully automatic packing in folding boxes
- / Easy-Cut® magnetic cylinder technology
- / Hotmelt gluing station
- / Performance package for production speeds of up to 1,750 env./min
- / Self-adhesive gumming module
- / Integrated register control for pre-printed paper rolls



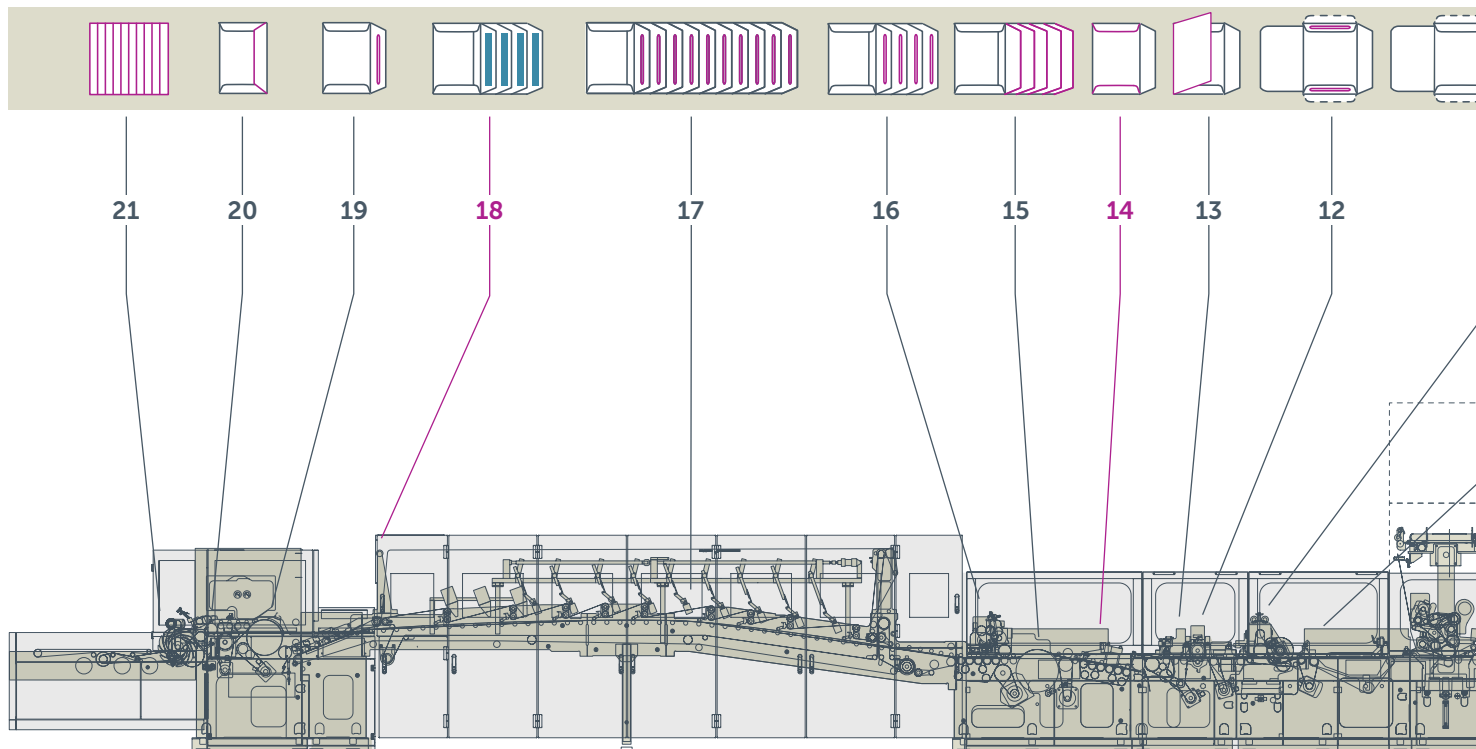
Remoistenable seal flap gumming



Process optimized seal flap folding section

Machine layout

- | | |
|--|--|
| 1 Reel splicer W+D 191 N | 7 Form cutting section (rotary cut) |
| 2 Device for forming a paper loop | 8 Window cutting section |
| 3 Web aligning system | 9 Window material patching section |
| 4 Flexo printing machine W+D 201 | 10 Folding section for inner side flaps |
| 5 Cross scoring section | 11 Separating cutting section |
| 6 Longitudinal scoring section | 12 Side flap gumming section |



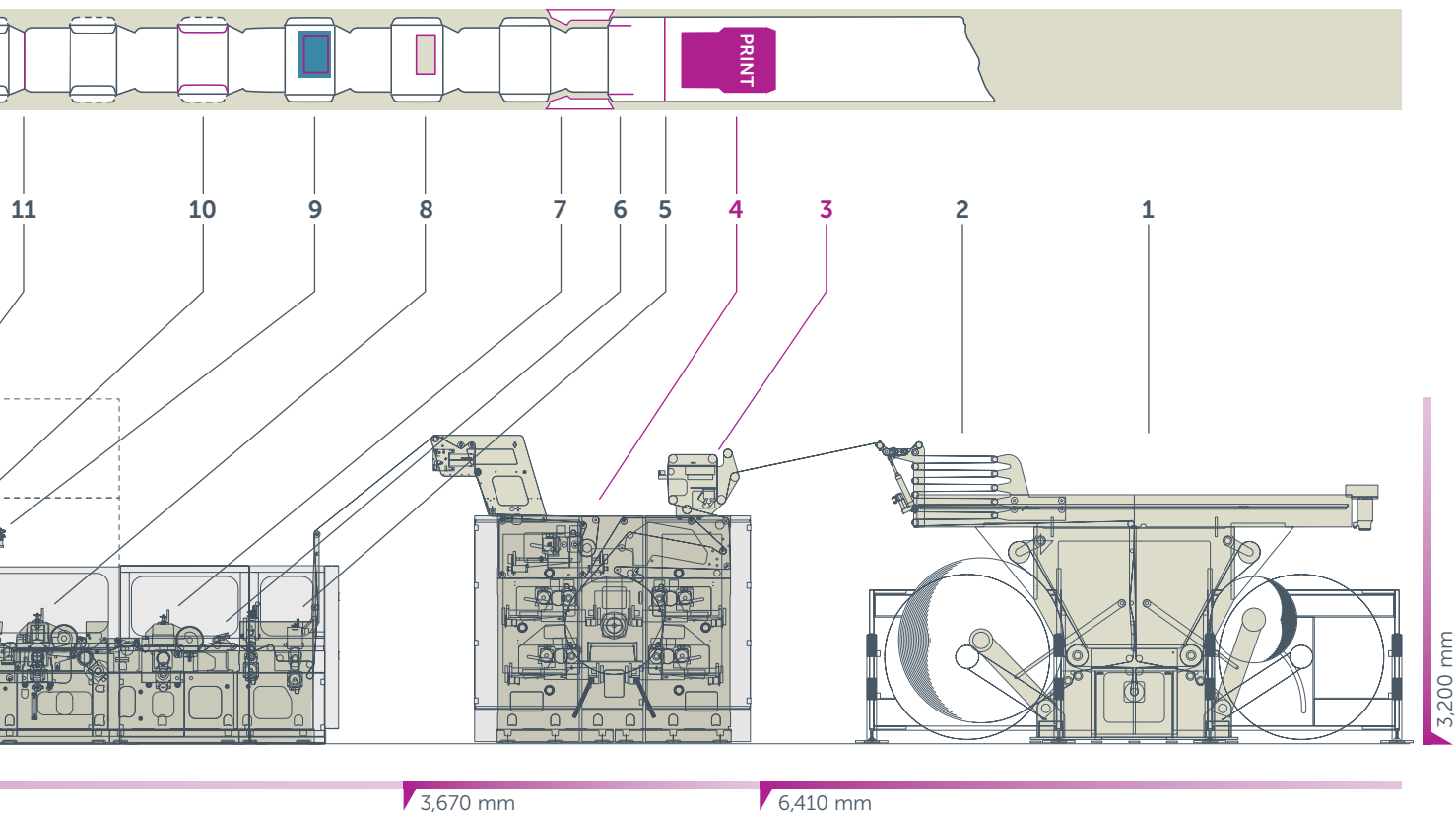
17,184 mm

27,264 mm

- 13 Bottom flap folding section
- 14 Folding section for outer side flaps
- 15 Staggering section
- 16 Seal flap gumming section
- 17 Infrared seal flap drying section
- 18 Hot-melt pressure-sensitive gumming section

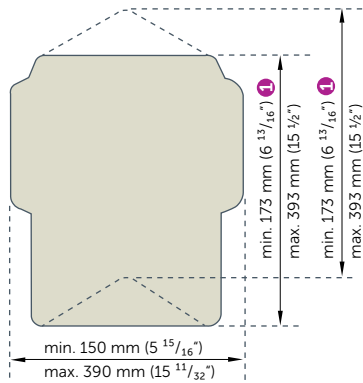
- 19 Aligner section
- 20 Seal flap folding section
- 21 Delivery with counter

● optional machine components

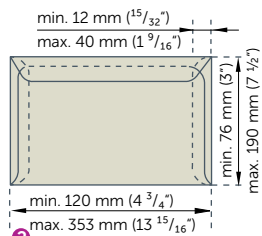


Dimensions and Formats

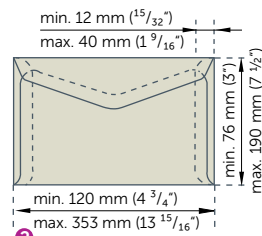
Blank format



End format

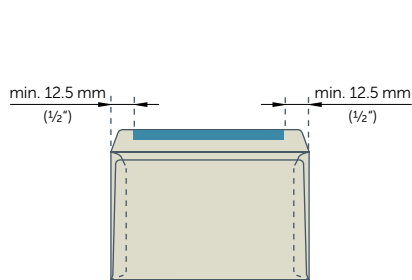


Booklet

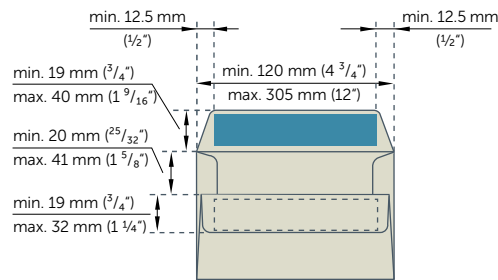


Inserting-style envelopes

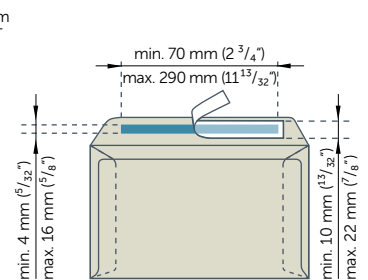
Seal flap gumming



Remoistenable gumming

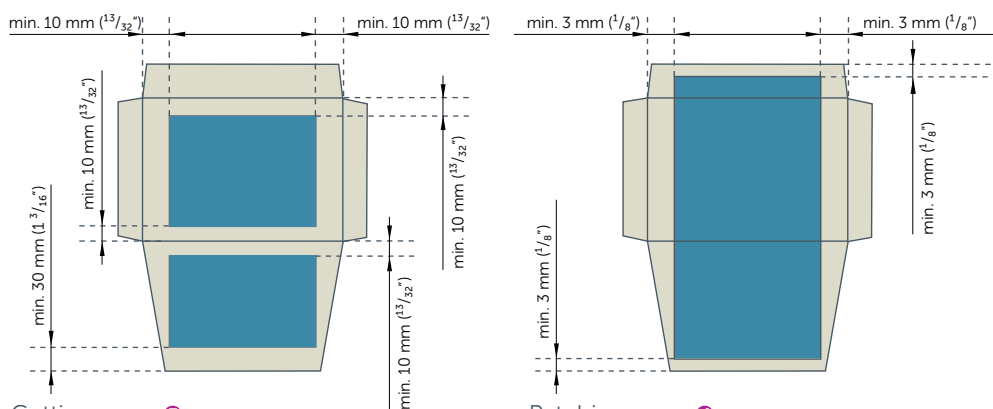


Self-seal gumming



Hot-melt pressure-sensitive gumming

Window range



Cutting area ③

Patching area ④

- ① When using blank including window, then min. 188.5 mm (7 7/16")
- ② Maximum width in accordance to the side flap width
- ③ Maximum window width within the cut-out area 226 mm (8 7/8")
- ④ Maximum window material cutting width within the patching area 280 mm (11 1/32")

All binding data concerning the dimensions and formats for each machine type can be found in the performance data sheet.

Technical specifications

| Type | | RE |
|-------------------------------------|---|--|
| Maximum output envelopes per minute | Remoistenable gumming | < 80 g/m ² (< 22 lb) 1,000 pieces; ≥ 80 g/m ² (≥ 22 lb) 1,600 pieces ^① 1,750 pieces ^② |
| | Hot-melt pressure-sensitive gumming | < 80 g/m ² (< 22 lb) 1,000 pieces; ≥ 80 g/m ² (≥ 22 lb) 1,300 pieces |
| | Self-seal gumming | 1,000 pieces |
| Paper weight | Standard | 60 – 120 g/m ² (16 – 32 lb) |
| Size range | | min. 76 mm (3") x 120 mm (4 ²³ / ₃₂ ") – max. 190 mm (7 ¹ / ₂ ") x 353 mm (13 ¹⁵ / ₁₆ ") |
| Size height | with open side flap | min. 100 mm (3 ¹⁵ / ₁₆ ") – max. 240 mm (9 ⁷ / ₁₆ ") |
| Paper reel | Diameter | max. 1,530 mm (60 ¹ / ₄ ") |
| | Width | max. 390 mm (15 ¹¹ / ₃₂ ") |
| | Winding core inner diameter | min. 127 mm (5") or 152.4 mm (6") |
| Blank dimensions | Total length | ^③ min. 173 mm (6 ¹³ / ₃₂ ") – max. 393 mm (15 ¹ / ₂ ") |
| | Total width | min. 150 mm (5 ¹⁵ / ₁₆ ") – max. 390 mm (15 ³ / ₈ ") |
| Window material | Window material reel | Diameter max. 500 mm (20") |
| | | Width min. 45 mm (1 ²⁵ / ₃₂ ") – max. 280 mm (11 ¹ / ₃₂ ") |
| | Winding core inner diameter 70 – 77 mm (2 ³ / ₄ " – 3 ¹ / ₃₂ ") | |
| | Cut-off length min. 36 mm (1 ¹³ / ₃₂ ") – max. 178 mm (7") | |
| Silicone paper | Silicone paper reel | Diameter max. 500 mm (20") |
| | | Width min. 80 mm (3 ⁵ / ₃₂ ") – max. 305 mm (12") |
| | Winding core inner diameter 70 – 77 mm (2 ³ / ₄ " – 3 ¹ / ₃₂ ") | |
| | Protective cut-off length min. 10 mm (1 ³ / ₃₂ ") – max. 22 mm (7 ⁷ / ₈ ") | |
| Printing length | W+D 201 optional | The web can be completely or partially printed within the maximum printing width |
| Printing width | W+D 201 optional | max. 380 mm (14 ³¹ / ₃₂ ") |
| Dimensions and weight | Length 27,264 mm (85.4 ft) ^④ | |
| | Width 3,800 mm (12.5 ft) | |
| | Height 2,800 mm (9 ft) | |
| | Net weight with switch cabinet approx. 28,000 kg (61,729 lb) | |
| Compressed air | 6 bar | approx. 17 m ³ /h |
| Vacuum requirement | 0.6 bar | approx. 1,000 m ³ /h |
| Blowing air | 0.8 bar | approx. 100 m ³ /h |
| Connected load (50 Hz) | Machine base | 118 kVA |
| | Material suction | 7.5 kVA |
| | Vacuum pumps | 35 kVA |
| Noise emission | According to specification EN 13023 | 89,6 dB (A) |

^① max. 450 m/minute (1,475 ft/minute)

^② With optional service package

^③ When using blank with window min. 188.5 mm (7 ⁷/₁₆")

^④ As shown in the machine layout on page 4/5

All performance data published refers to the production of a defined reference product under certain circumstances reflecting a possible practice of use. The performances achieved in practice depend on a multitude of parameters which are beyond our control. This includes, amongst other factors, the condition of the raw materials to be processed, the shapes of the products, the air humidity and the ambient temperature. W+D reserves the right to make design changes and changes to the performance values.



W+D Locations

Winkler+Dünnebier GmbH
Sohler Weg 65
56564 Neuwied · Germany
t. +49 2631 840
info@w-d.de

POEM PreOwnedEnvelopeMachines GmbH
Sohler Weg 70
56564 Neuwied · Germany
t. +49 2631 345386
info.poem@w-d.de · w-d-poem.de

Winkler+Dünnebier GmbH
Location Bad Oeynhausen
Valdorfer Straße 3
32545 Bad Oeynhausen · Germany
t. +49 5731 7440
info.ins@w-d.de

W+D North America Inc.
11300 West 80th Street
Lenexa, KS 66214 · USA
t. +1 913 4929880
info@wdnorthamerica.com

W+D Asia Pacific Sdn. Bhd
(Co No: 762144A)
No: 860, 8th Floor, Block A2
Leisure Commerce Square
No: 9, Jalan PJS 8/9, 46150 Petaling Jaya
Selangor · Malaysia
t. +60 3 78654883
info@w-d.com.my

Our Brands

